

L451 / 451L

Open Front Four-Post Lift Rack

HUNTER
Engineering Company




SPECIFICATIONS []



L451 Open Front 4-Post Lift

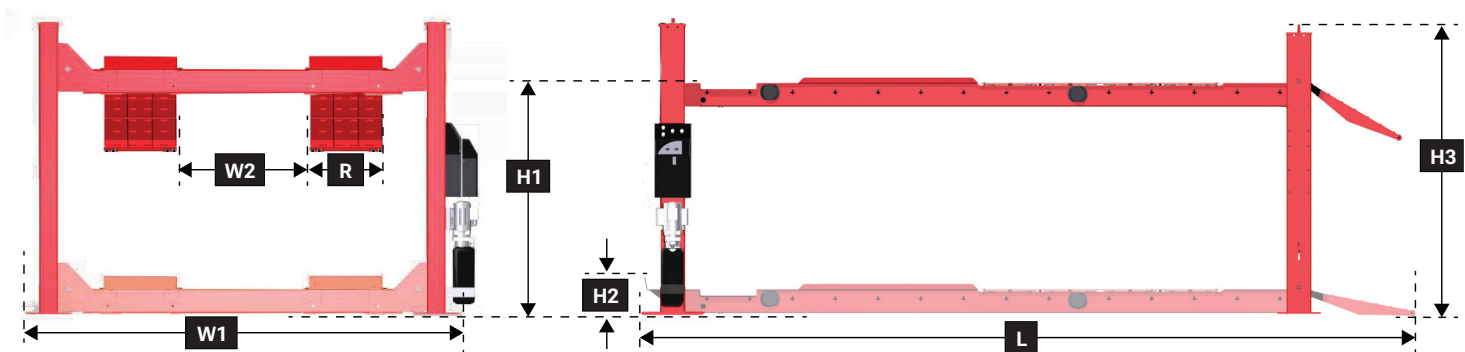
Power Requirements	208-230 VAC, single phase power, 26 Amp	
Air Supply Requirements (Lift)	90 - 150 psi (6.2 - 10.3 bar)	
Air Supply Requirements (Jacks)	125 psi min (8.6 bar)	
Minimum Concrete Spec.	4 in. (102 mm) thick, 3000 psi (20,700 kPA) rating	
Maximum Floor Variation	3 in. (76 mm) between any two posts	
Max Vehicle Weight	18,000 lbs. (8164 kg)	
Alignment Height	Any of 16 lock positions	
Min. Four-Wheel Alignment	88 in. (2235 mm)	
Lifting Speed	64 seconds	
Lowering Speed	40 seconds	
Max Wheelbase	L451	L451L
General Service	193 in. (4902 mm)	227 in. (5766 mm)
Two-Wheel Alignment	177 in.* (4496 mm)	211 in.* (5360 mm)
Four-Wheel Alignment	158 in. (4013 mm)	

* Jacking compensation may be required to align some long wheelbase vehicles.

Feature	JT	T-PS	T-IS
6000-lb Swing Air Jacks (2)	✓	✓	✓
		✓	✓
			✓
			✓

Dimension	
Outside Width (W1)	144.5 in. (3670 mm)
Inside Width (W2)	40 in. (1016 mm)
L451 Length (L)	257.75 in. (6547 mm)
L451L Length (L)	290.25 in. (7372 mm)
Runway Width (R)	26 in. (660 mm)
Runway Height (H1)	75 in. (1905 mm)
Stack Height (H2)	8.75 in. (222 mm)
Post Height (H3)	98 in. (2489 mm)

Options	Add. Length	Kit #
Approach Ramp Extensions	17.5 in. (445 mm)	20-3145-1
Extended Approach Ramp Extensions	40 in. (1016 mm)	20-3146-1
Drive Thru Kit	38 in. (965 mm)	20-3135-1
Front Mount Power Unit Bracket	-	20-3072-1
Rack Lighting	-	20-2993-1



For lift rack information visit:
hunter.com/alignment-racks

For local contact visit:
hunter.com/contact

For general inquiries visit:
www.hunter.com or call 800-448-6848

Because of continuing technological advancements, specifications, models and options are subject to change without notice.

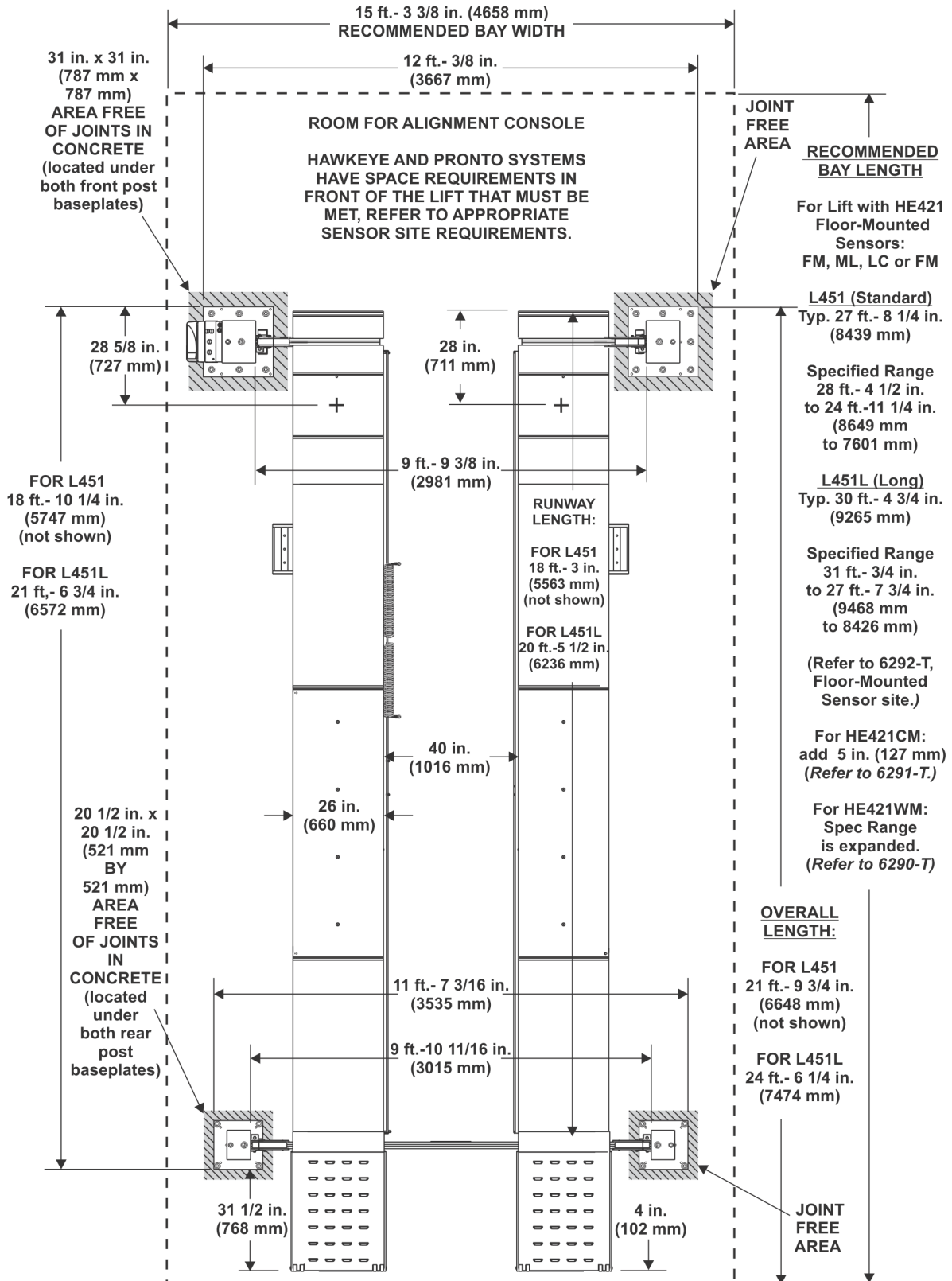
Form 6879-T, 05-24
Supersedes Form 6879-T, 08-15
Copyright ©2024, Hunter Engineering Company

L451 / 451L

Open Front Four-Post Lift Rack

LAYOUT DIAGRAM

L451 AND L451L DIMENSIONS / L451L ILLUSTRATED



*If installing over basement or near seams and cracks, refer to Form 4963-T. For exact placement of lag bolts, refer to Form 6530-T.